



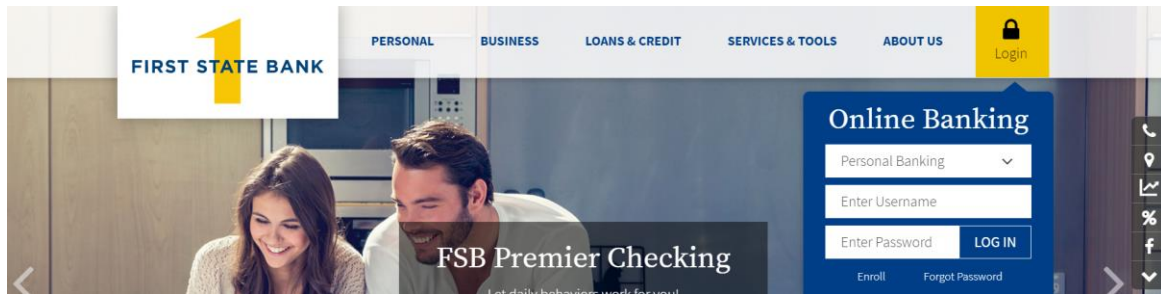
firststatebank.biz

800.362.9623

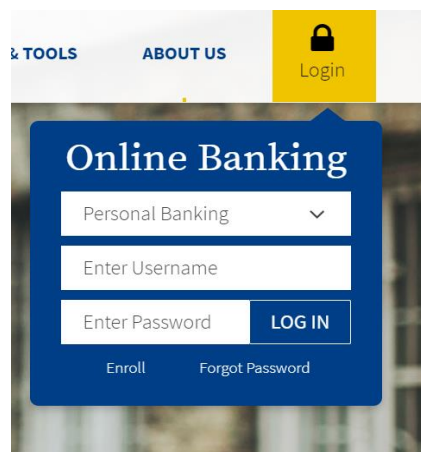
Member FDIC

Electronic Statements User Guide • Self Enroll

1. Go to firststatebank.biz and click on **FSB Login** in yellow on the top right corner.



2. Sign in with your username and password. Please note: If you have not yet enrolled you will need to click on “Enroll Now” at the bottom of the page.



3. First you will want to check to see if you have your eStatements set up. Once you have logged in you will click on “Profile” in the top right corner.

4. Go down to “Electronic Statements” and you will then click on the **eStatements circle**. This will then change for your statements to be sent electronically.

Profile

Password Edit

Challenge questions Edit

Email Edit

Phone Edit

Electronic statements

Find out how electronic statements can help manage your statements faster and easier. It is safe, secure and more convenient than receiving your statements by mail. Simply select the account below you would like to enroll and then choose the type of statements you would like to receive. Please enter the confirmation code that you were shown at the bottom of your Electronic Statement Disclosure. By entering this confirmation code this confirms your ability to view PDF files.

Accounts

As the account holder, you will receive statement notifications at the email address below.

Email

Account	Delivery method
Health Savings Account xxx 1234	<input type="radio"/> paper <input checked="" type="radio"/> eStatements

5. Click on the account that you would like to see your eStatements for.

Home

Alerts

Manage Alerts

You have no alerts.

Accounts

Edit Accounts Print

Health Savings Account
XXX 1234

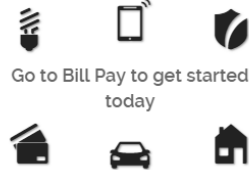
Current balance
\$2,170.24

Transfer
Recent

Bill Pay

Pay Bills

Pay your bills in
3 EASY STEPS



Go to Bill Pay to get started today

Pay anyone with a U.S. address.

6. You now will see all your transactions that you have made within that account. Click on **Documents** – you will find this under your account number in a yellow box.

Health Savings Account – XXX 1234

- DETAILS
- TRANSFER
- DOCUMENTS**
- CATEGORIZE
- DOWNLOAD
- STOP PAYMENTS

Account information

Current balance	Interest rate	Accrued interest
\$2,170.24	0.25%	\$0.45

SHOW DETAILS

Transactions

Scheduled Pending Posted

Filter Print

Date	Description	Amount	Balance
Jul 30, 2021	INTEREST	0.42	2,170.24
Jul 09, 2021	DEPOSIT	500.00	2,169.82
Jun 30, 2021	Interest	0.38	
May 28, 2021	Interest	0.32	

Search transactions

Amount

Check number

Date Switch to range

SEARCH CLEAR SEARCH

7. To the right of the Document Type you will see that it says "Image NSF Notice". Click on the drop down arrow and click on "Checking eStatements". Click Submit and you will see your eStatement.

Account – XXX 1234 ▼

DETAILS

TRANSFER

DOCUMENTS

CATEGORIZE

DOWNLOAD

STOP PAYMENTS

Documents

Document Search

Account:

Account ▼

Document Type:

Checking eStatements ▼

Date Range:

08/31/2019

To

08/30/2021

Submit